



### District Report Card: 2017


<b>State:</b> Chhattisgarh	<b>District:</b> Sukma
<b>Class:</b> 8	<b>Subject:</b> Mathematics
<b>Schools:</b> 41	<b>Students:</b> 796


### Participation/Coverage


#### Students

<div>GENDER</div> <div></div>	Boys				Girls			
	Number		%		Number		%	
	392		49.25		404		50.75	

<div>AREA</div> <div></div>	Rural				Urban			
	Number		%		Number		%	
	667		83.79		129		16.21	

<div>CATEGORY</div> <div></div>	SC		ST		OBC		GEN	
	Number	%	Number	%	Number	%	Number	%
	14	1.76	652	81.91	92	11.56	38	4.77

<div>CWSN</div> <div></div>	LD	VI	HI	S&LD	ID	Oth
	4	5	2	3	1	4

<div>Management</div> <div></div>	Government			Government-aided		
	Number		%	Number		%
	796		100.00	0		0.00

### Average Performance of Students in Mathematics (%)

Overall	Gender		Area		Management		Social Group			
	Male	Female	Rural	Urban	Govt.	Aided	SC	ST	OBC	GEN
43.64	38.16	48.96	40.26	61.14	43.64	0.00	45.71	43.90	42.61	41.05

## Performance on Learning Outcomes (LOs)

Learning Outcomes	Description	Average Performance(%)
M601	Solves problems involving large numbers by applying appropriate operations	43.81
M606	Solves problems on daily life situations involving addition and subtraction of fractions / decimals	46.91
M620	Finds out the perimeter and area of rectangular objects in the surroundings like floor of the class room, surfaces of a chalk box etc.	40.54
M621	Arranges given/collected information in the form of table, pictograph and bar graph and interprets them	43.30
M702	Interprets the division and multiplication of fractions	46.73
M705	Solves problems related to daily life situations involving rational numbers	44.85
M706	Uses exponential form of numbers to simplify problems involving multiplication and division of large numbers	42.16
M707	Adds/subtracts algebraic expressions	47.86
M710	Solves problems related to conversion of percentage to fraction and decimal and vice versa	29.66
M717	Finds out approximate area of closed shapes by using unit square grid/graph sheet	34.54
M719	Finds various representative values for simple data from her/his daily life contexts like mean, median and mode	55.74
M721	Interprets data using bar graph	63.24
M801	Generalizes properties of addition, subtraction, multiplication and division of rational numbers through patterns	43.87
M802	Finds rational numbers between two given rational numbers	37.01
M803	Proves divisibility rules of 2, 3, 4, 5, 6, 9 and 11	49.48
M804	Finds squares, cubes, square roots and cube roots of numbers using different methods	49.26
M808	Uses various algebraic identities in solving problems of daily life	35.78
M812	Verifies properties of parallelogram and establishes the relationship between them through reasoning	35.47
M818	Finds surface area and volume of cuboidal and cylindrical object	18.14
M819	Draws and interprets bar charts and pie charts	49.37

Range of Performance of Students who Answered Correctly							
Below 30%		30% - 50%		50% - 75%		Above 75%	
Number	%	Number	%	Number	%	Number	%
242	30.40	226	28.39	287	36.06	41	5.15

## Lowest Performing Learning Outcomes (LOs)

- 1 - Finds surface area and volume of cuboidal and cylindrical object (18.14)
- 2 - Solves problems related to conversion of percentage to fraction and decimal and vice versa (29.66)
- 3 - Finds out approximate area of closed shapes by using unit square grid/graph sheet (34.54)

- 4 - Verifies properties of parallelogram and establishes the relationship between them through reasoning (35.47)
- 5 - Uses various algebraic identities in solving problems of daily life (35.78)